

Ten Turkeys In the Road

author Brenda Reeves Sturgis


illustrator David Slonim

Phonemic awareness and fluency are prime reading skills that children need to master in order to become longer, stronger readers. In order for children to be supported in these content areas they need to work with high frequency words, specific phonemic skills and repetitive reading. *10 Turkeys in the Road* allows children to gain the strength as an emergent reader to develop reading skills and provides fluent readers with vocabulary knowledge.

Prior to Reading

Grades K-2: Ask students if they know any riddles that have to do with birds. Discuss with them some fun history of riddles. Share a couple common ones including why the turkey crossed the road. (<http://en.wikipedia.org/wiki/Riddles>)

Grades 3-5: Ask students if they know how it feels to want to go somewhere but are slowed down by someone else. How hard it is not to get frustrated? What feelings do you have when someone stops you from doing something you want to do?



Ten Turkeys In the Road

author Brenda Reeves Sturgis

illustrator David Slonim

Use your smart phone and this
QR Code to purchase this book at
Amazon.com



Higher Level Questions

Grades K-2:

Knowledge~ Name the ten circus acts/activities. Locate the number of turkeys on each page.

Comprehension~ Make turkey popsicle puppets and act out the story events.

Glue sequence of events pictures (HANDOUT) in order

Application~ Read about a bird's life cycle and then draw a turkey's starting with the egg. Analysis~ Make a new ending for the farmer.

Synthesis~ Create a poster for the turkey's circus and include some of the acts.

Evaluation~ How would you feel if you were the farmer?

Grades 3-5:

Knowledge~ Can you list the number of turkeys for each of the ten circus acts/activities?


Comprehension~ Predict what circus act will be next. Who was the main character(s)? Why?

Application~ Make a board game where the obstacles along the path are the different circus acts of the turkeys and the farmer is the game piece. Study a turkey's habitat and life cycle.

Analysis~ Write the farmer's feelings/actions on a flow chart as the story goes on

Synthesis~ What would happen if the pigs hadn't picked up the farmer?

Evaluation~ Recommend some ways to calm down for the farmer.



Ten Turkeys In the Road

author Brenda Reeves Sturgis

illustrator David Slonim

Use your smart phone and this
QR Code to purchase this book at
Amazon.com



Activities for All Learning Styles

Grades K-2:

Visual/Spatial Learners (think in pictures): Find the unique characteristics found in each illustration. Draw your own turkey and include a circus act.

Verbal/Linguistic Learners (use words/language): Sort words by long/short vowels (HANDOUT)

Logical/Mathematical Learners (use logic/numbers): Create a turkey with numbers 1-10 on the tail feathers

Body/Kinesthetic Learners (use body movements): Act out the actions of the turkeys or farmer

Musical/Rhythmic Learners (use/produce music): Create a rhythm for each circus act (such as a loud stomping for the cannons, a spraying sound for the string, and a clapping for juggling)

Grades 3-5:


Visual/Spatial Learners (think in pictures): Read about turkeys and draw a realistic illustration. Label the parts of the turkey including its snood. (HANDOUT)

Verbal/Linguistic Learners (use words/language): Define unique and descriptive words (HANDOUT)

Logical/Mathematical Learners (use logic/numbers): Use multiplication to figure out the number of tail feathers on each page of turkeys if each turkey has an average of 12 feathers. (really <5000)

Body/Kinesthetic Learners (use body movements): Try out one of the circus acts (juggling, balancing)

Musical/Rhythmic Learners (use/produce music): List a song title that would be perfect for the background of each circus act (such as On Top of Spaghetti for the silly string)



Ten Turkeys In the Road

author Brenda Reeves Sturgis

illustrator David Slonim

Use your smart phone and this
QR Code to purchase this book at
Amazon.com



Additional Activities and Resources

The Wild Turkey and its Habitat: HYPERLINK "<http://www.nhptv.org/natureworks/wildturkey.htm>"

Facts about Wild Turkeys: HYPERLINK "http://en.wikipedia.org/wiki/Wild_Turkey"

Making a Turkey Popsicle Puppet: HYPERLINK "http://www.ehow.com/how_5657014_make-turkey-popsicle-stick-puppet.html"

Create Your Own Counting Turkey: HYPERLINK "<http://www.dltk-holidays.com/thanksgiving/mlearning-turkey-numbers.htm>"

Make a Healthy Turkey Snack: HYPERLINK "<http://familyfun.go.com/recipes/teeny-turkeys-688352/>"

Children's Songs/Titles: HYPERLINK "<http://bussongs.com/>"

Dolch High Frequency Words: HYPERLINK "http://www.progressivephonics.com/index.php?option=com_content&view=article&id=62&Itemid=38"

Additional Turkey Activities: HYPERLINK "<http://www.enchantedlearning.com/crafts/thanksgiving/>"

For additional information on the stages of reading go to: HYPERLINK "<http://www.readinga-z.com/guided/stages.html>"

For additional information on Bloom's Taxonomy's Higher Level Questions go to: HYPERLINK "<http://www.teachers.ash.org.au/researchskills/dalton.htm>"

For additional information on Learning Styles/Multiple Intelligences go to: HYPERLINK "<http://www.ldpride.net/learningstyles.MI.htm>"